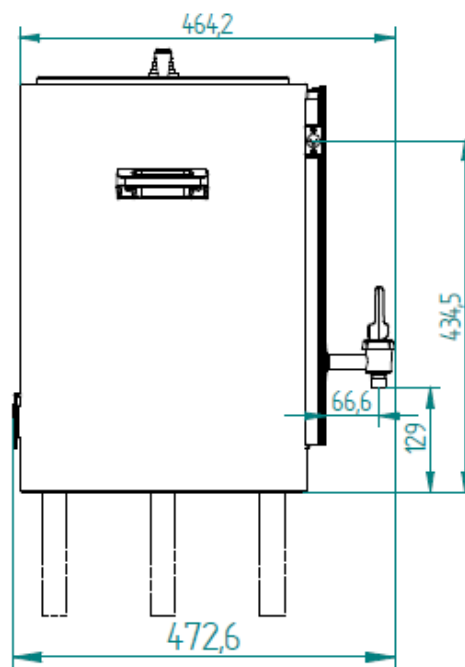
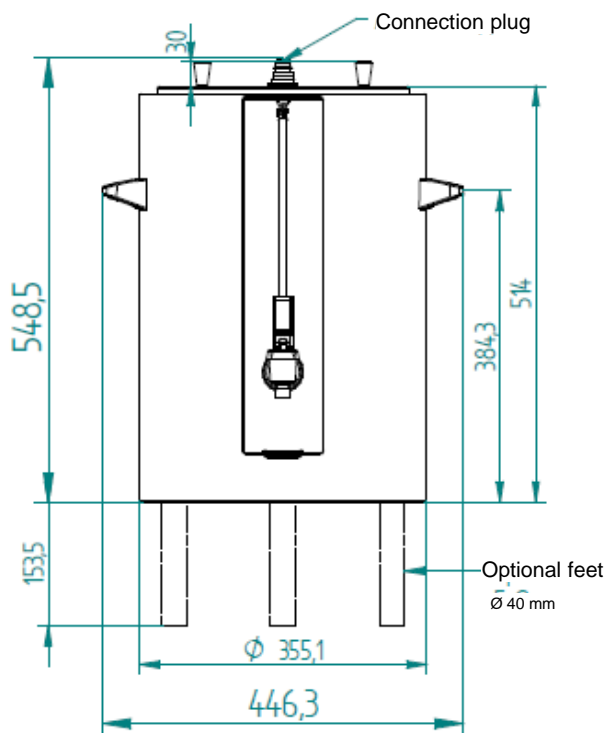
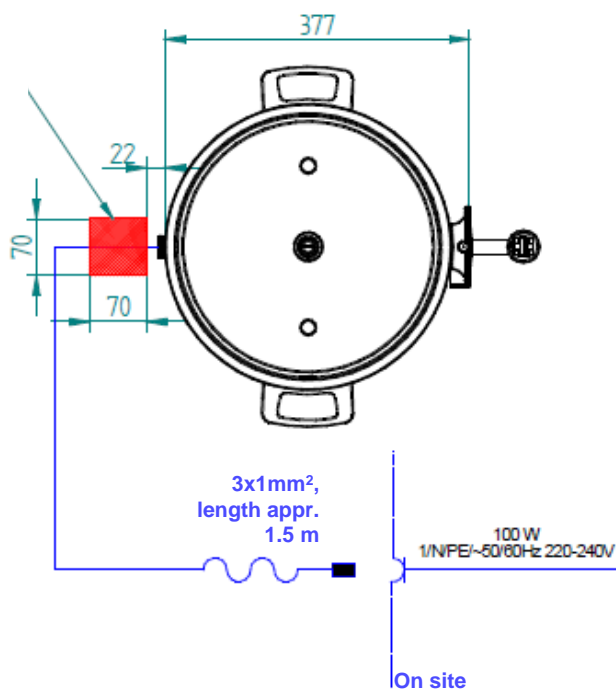


WMF Heated Thermal Container 20 liter planning information for WMF 9000 F



Optional:
Area for counter cut out for connection



WMF Heated Thermal Container 20 liter planning information for WMF 9000 F

Conditions for usage and installation

Any necessary on-site preparatory work for electricity, water and drainage connections at the customer's premises is to be arranged by the machine owner / operator. The work must be carried out by authorised installation technicians in compliance with general, country-specific and local regulations. The WMF service engineers may only connect the coffee machine to existing prepared connection points. WMF Service is neither authorised nor responsible for carrying out any on-site installation work prior to connection.

Dimensions and empty weight	Width Height Depth Clearance heights Weight	355mm 583mm with insulated lid 446mm with carry handles 473mm with tap Approx. 11.2kg
Use at elevation above sea level	<2000m	
Electrical data	Nominal power rating	0.1 kW
	Power supply	220- 240V 50 / 60 Hz (1 / N / PE)
	Degree of protection	IP X0
	Protection Class	I
Installation Clearance	For operating, service, and safety reasons the machine should be installed with a clearance from the building or non-WMF components of not less than 50 mm at the sides and 60 mm at the back. A minimum working space of 800 mm in front of the coffee machine is recommended. Clearance of at least 200 mm above the product hopper is recommended. The height of the installation surface above the floor is at least 850 mm. If the coffee machine connections are to be run downwards through the counter, please make space for the lines, which can reduce the usable space below the machine. Additional space for grounds through counter need to be considered on site if necessary.	
Installation surface / water spray	The device must be placed and leveled on a horizontal, sturdy, water-resistant, and heatproof base. The device must not be cleaned using a water jet. The device must be installed where it is protected against water spray. The device must not be located on a surface that is sprayed or cleaned with a water hose, steam jets, steam cleaner, or similar devices.	

WMF Heated Thermal Container 20 liter planning information for WMF 9000 F

Electrical connection	<p>These specifications for the electrical connection and the standards quoted apply for connecting the coffee machine in EU countries. It may be necessary to also observe additional country-specific regulations. Outside the EU countries acceptance of the standards quoted is to be checked by the legal entity or natural person who wishes to use the coffee machine.</p> <p>The customer's on-site electrical system must be designed to meet countryspecific regulations per IEC 60364 and must match the information on the rating plate.</p> <p>An isolated ground socket or a country-specific single-phase socket for single-phase connection, or a 5-pole CEE / CEKON socket per DIN EN 50310 VDE 0800–2-310 or a country-specific multi-pole socket for a three-phase connection, must be available near the machine. The sockets are part of the customer's on-site installation. The mains cable must not come into contact with hot surfaces. If the mains cable for this device is damaged then it must be replaced by our service personnel or a similarly qualified person, in order to prevent hazards.</p> <p>In order to avoid possible faults from arising in our shielded data lines due to potential equalisation currents between the devices, an additional potential equalisation unit should be planned for devices connected to the vending system (see DIN EN 50310 VDE 0800–2-310). If the machine is intended to be installed in a large kitchen, it is recommended that it be equipped with a ground potential bonding conductor. The potential equalisation terminal is installed by WMF Service if needed.</p>	
Miscellaneous	Ambient temperature	+5 °C to maximum +35 °C (empty the water system in case of frost).
	Maximum humidity	80 % relative humidity without condensation. Do not use device outdoors.

For more information as the instruction manual , safety data sheets and certificates , see:
<https://coffeeconnect2.wmf.com>

All information refers to coffee machines/ equipment as standard version. Individual solutions can differ from the standard version.